

Model Pro
Series

 **DIPLOMAT
DENTAL
SOLUTIONS**

**The first smart
dental units.**



Model Pro 500.



Model Pro 700.
(with 6 instruments)



Model Pro 600.



Model Pro 800.
(with 6 instruments)



Enter the era of smart dentistry.

The world is rapidly moving towards digitalization, and dentistry is no exception. Electronic health records, digital imaging, and AI-driven technologies have already transformed the dental landscape.

Smart dental units are the logical next step in this evolution. Intuitive tablet controls provide dentists with seamless access to patient records, treatment plans, and educational materials. Enhanced patient education tools enable dentists to communicate complex procedures more effectively, fostering a deeper understanding and trust with patients.



Smart, smarter,



Model Pro.

Smart in communication.

Meet the first dental unit controlled by a mobile app on your tablet. Interactive software empowers patients to be active participants in their treatment decisions. Instill confidence and build lasting relationships.

Smart in ergonomics.

Thoughtful design and adjustability options offer you optimal comfort during procedures, reducing strain and fatigue. Maintain peak performance and deliver top-quality care.

Smart in daily dental operations.

Smart dental units streamline daily operations, from patient scheduling and billing to inventory management. Digitize your workflow and free up your valuable time.



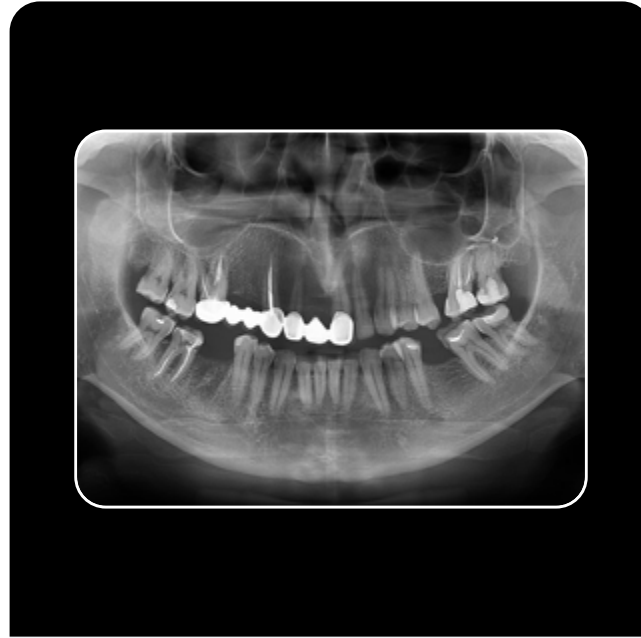
Smart in communication.

Impress your patients with your newfound digital expertise. Present their treatment plan or educate them about hygiene or prevention using state-of-the-art tools. Apps, images, slides, or videos will support you to showcase your competence and confidence.



Patient education.

Educational videos, software, or presentation are always at your side. Teach your patients about oral care in an easy and interactive way.



Imaging software integration.

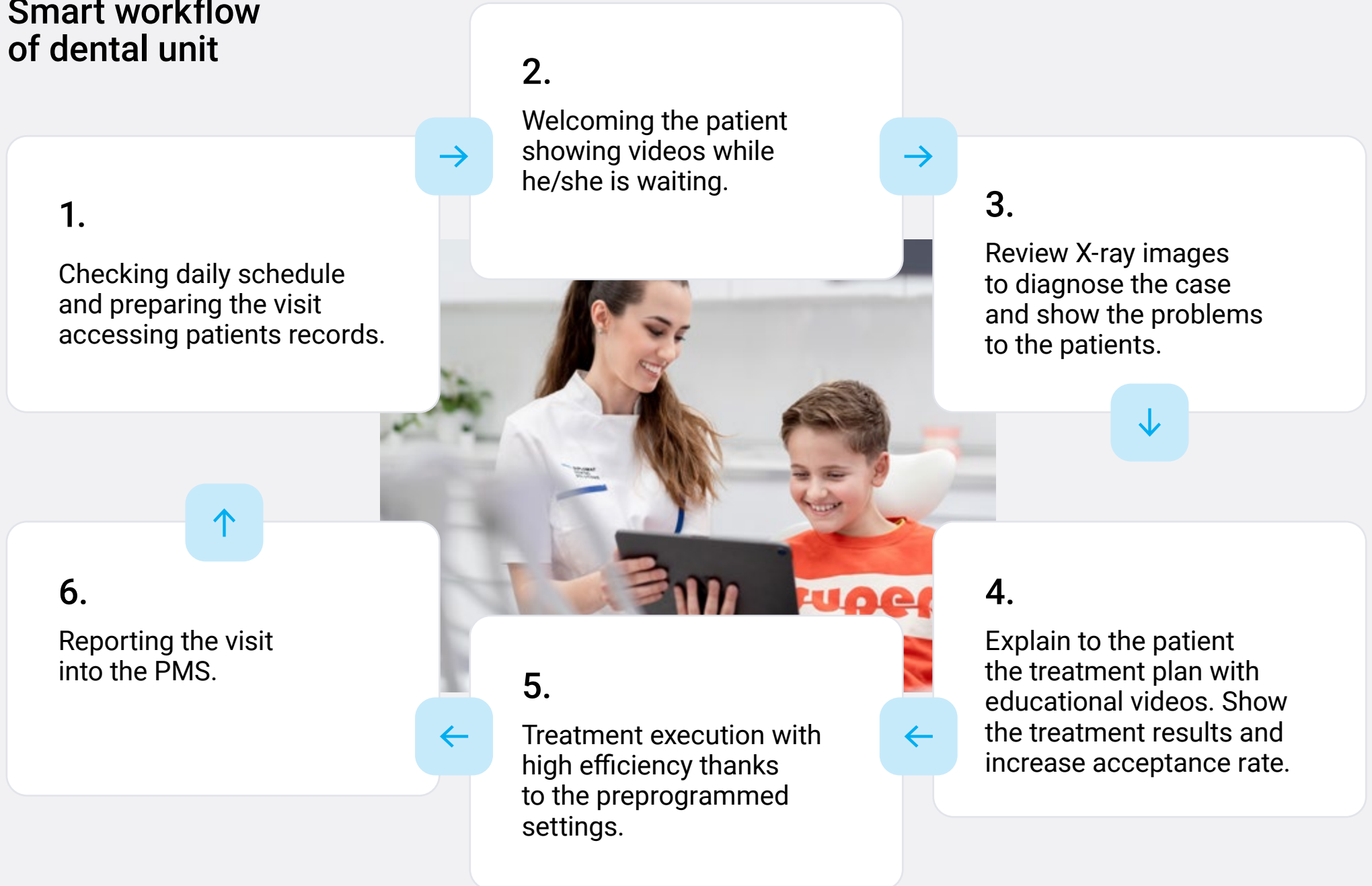
Pull your scans out on the tablet screen and consult with your patients. In a matter of few taps.





Patient management.

No need to run from the dental unit to your desk just to check the treatment history. You can use your patient management software directly on the tablet.

Smart workflow of dental unit







Smart in ergonomics.

The majority of dental staff suffer from back pain and carpal tunnel syndrome. Our design philosophy is based on the belief, that your daily work should never put a heavy toll on your body. We also apply the same principles to patients. Lead a healthy and balanced work life with our smart ergonomic solutions.

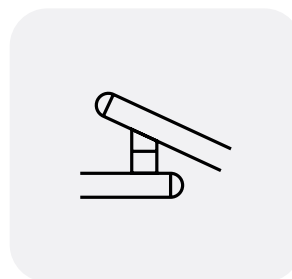


Model Pro takes care of you.

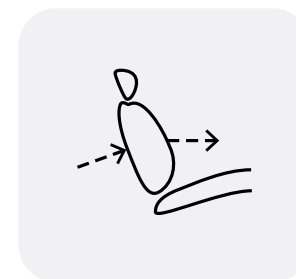
It's not just your patients but you that deserve the best. Musculoskeletal problems appear to be the leading cause of dental practitioners' premature retirement from practice.

Great ergonomics are essential for your long-term health. Model Pro meets all the conditions for ergonomic work, from palatine treatment to operational positions.

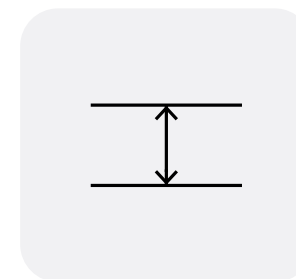
Some of the ergonomic highlights:



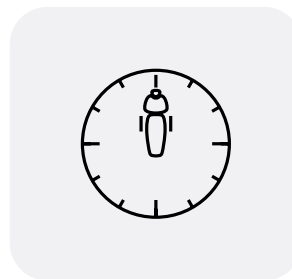
The dental unit's arms are ergonomically adapted for your daily work.



The backrest allows the sideways movement of the patient's upper body.



Minimum backrest thickness to allow dentists to get close to the patient's head.



The dentist's and assistant's elements can get incredibly close for a two-handed treatment at the 12 o'clock position.



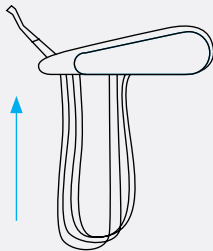
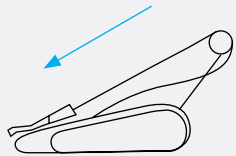
The assistant's element can free the space for four-handed treatment.

Up or down? Up to you!

Continental style.



Traditional style.

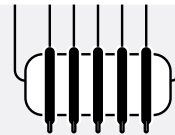


Continental Style

Upper hose delivery system.

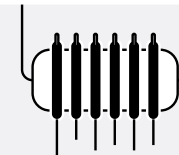
Traditional Style

Lower hose delivery system.



5 instruments table is by default on:

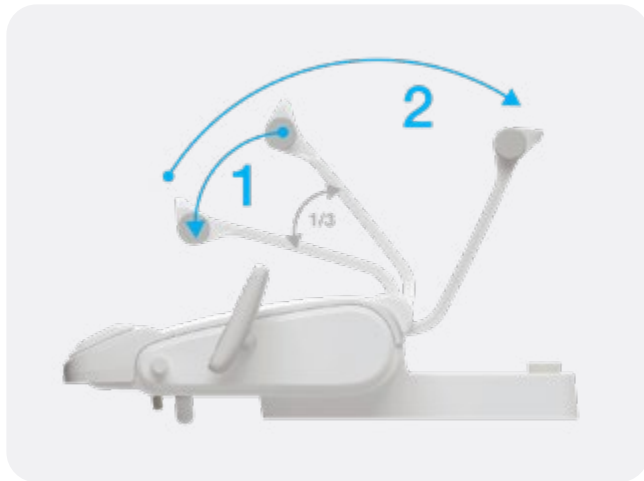
Model Pro 500 & 600



6 instruments table is by default on:

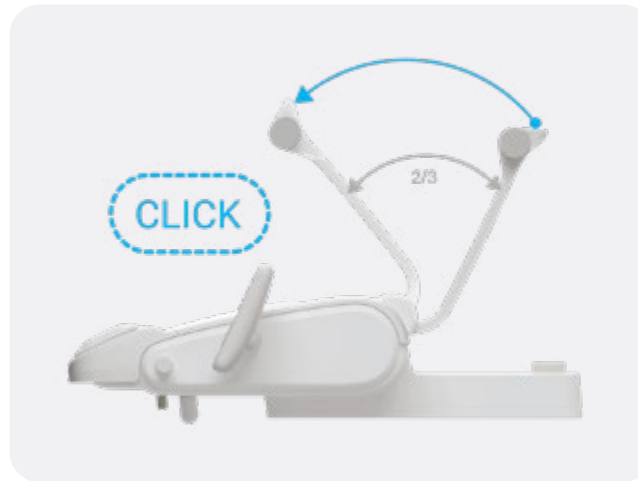
Model Pro 700 & 800

Preserve your health.



No pull-back.

Completely new construction of whips and re-balancing of instruments places no strain on your arms and wrists whatsoever there is no pulling back by your whips. The whip is pulled towards the stop to unlock. The whip then returns to its resting position.



Smooth and easy movement.

Thanks to the pneumatic break in the pantographic arms and rolling bearings on rotary components.



Hold the whip hand.

The dentist's element with instrument hoses routed in the upper hoses configuration may be equipped with a whip lock an instrument whip is routed to the instrument placed in a designated slot

Love at first seat.

Model Pro's design follows ergonomic principles to ensure comfortable experience for you and your patients.

- a) The backrest is wide enough to ensure patients' upper body side movement.
- b) For the most demanding dentist, a 3D headrest is essential to allow a lateral flexion position of the patient head.

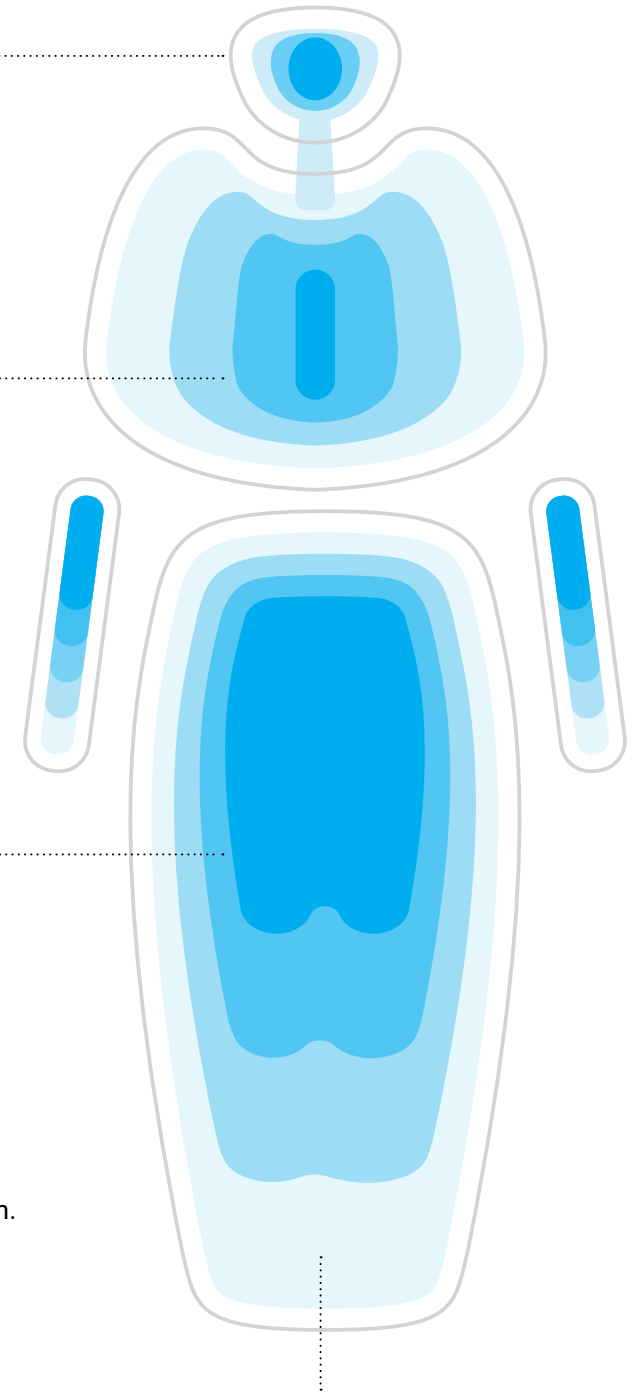
Headrest accepts and copies the shape of the neck and head of any patient.

Shoulders naturally drop so as to ensure a comfortable back position.

Seat and backrest relieve the patient and make them feel supported.

The Trendelenburg position in a standard feature.

Lying position with legs fully supported and arms resting comfortably to enhance relaxation.





2D Mechanical headrest

Standard
equipment

The mechanical headrest incline is set by releasing the lever located on the back of the headrest. After reaching the desired position, the back-rest must be locked again with the lever.



3D Pneumatic headrest

Optional
equipment

The pneumatic back-rest incline is set by pressing the pneumatic brake button. When the desired position is reached, release the pneumatic brake button.

Height setting is performed mechanically, by pulling or pressure in the direction of the setting.

Foot controller support.

Improve your posture and ergonomics during work hours using compatible foot controllers.

You can choose both wired and wireless options wireless foot controller has an average battery lifespan of 2 to 3 months the recharging process takes 24 hours use your your dental unit without limitations.



NOK

Configurable via Diplomat Connect App.



SWING

Horizontally operated multifunction foot pedal for controlling instruments, chair, and water unit. With Improved ergonomics and easy control of the instruments' spray with the lever.

And yet it moves!

Model Pro's spittoon bowl comes in two versions. The rotary bowl can be either mechanical or electronic.



What light will you turn on?

You can choose from the XENOS or the MAIA dental lamps. The Xenos lamp reaches up to 26.000 Lux. The MAIA lamp up to 35.000 Lux and CRI>95. Both lamps have hands-free operation functions thanks to the no-touch sensor.



An extra arm comes in handy.

Assistant's element comes with either basic or pantographic arm. Upgrade to pantographic arm to give your team even more workspace.





Smart in daily dental operations.

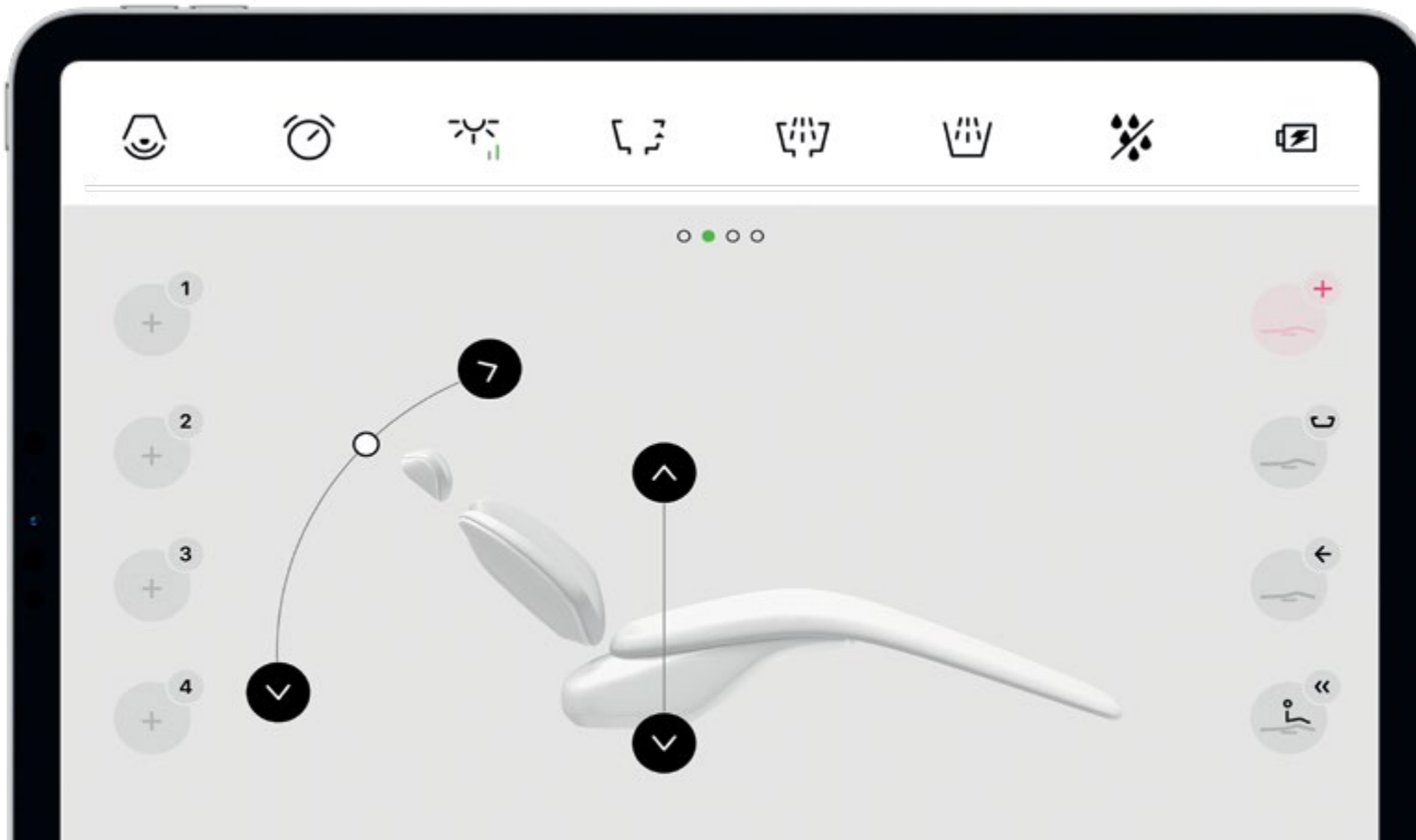
The future in now. Digitize your daily operations with Model Pro and its smart features that will not only improve your daily workflow but will also amaze your patients.



Diplomat Connect app.

Imagine having an extra team member whose task is to memorize and set up even the tiniest details to make your workday as comfortable as possible; without the payroll. That is exactly what the Diplomat Connect app does.

The Diplomat Connect app is integrated into the Model Pro and helps **control and automate the dental unit** and smart instruments with just a few taps. The application runs on a companion tablet device and is connected with the dental unit via Bluetooth.



Operate the unit.

Operate the unit. In a easy, intuitive, yet modern way. Save your desired workflow for even better performances.

Control dental unit's instruments.

The user interface will give you quick access to all instruments settings.

Flexible and Open solution.

Use the tablet as unique source to access patient's data, x-ray images, photos and increase the treatment acceptance rate.



Micromotor



Integrated ENDO function



Intergrated Implant function



Scaler settings

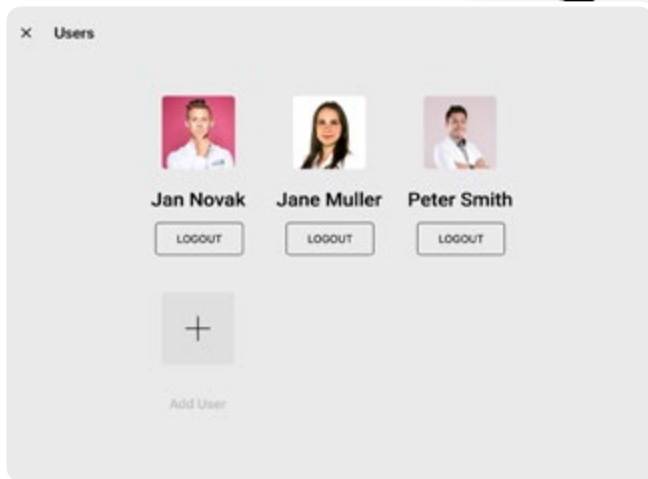
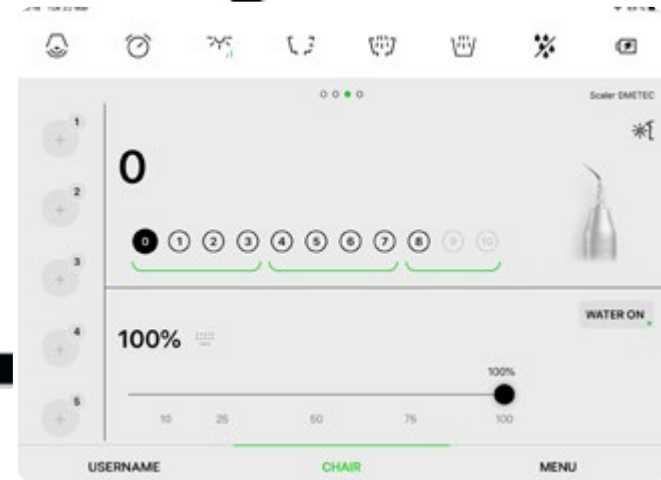
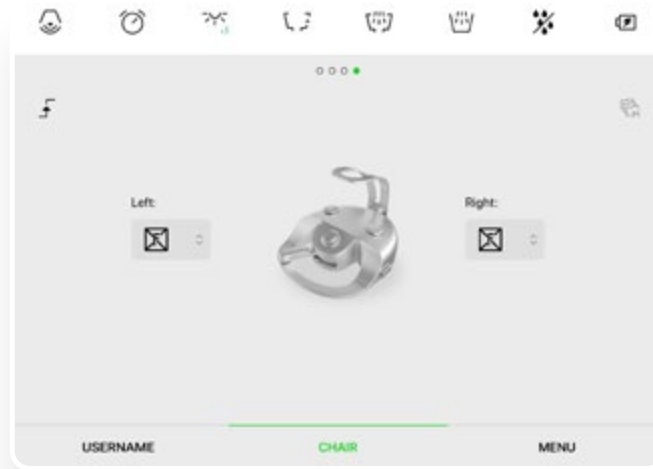
Pick your scaler.

The selection of scalers compatible with Model Pro includes:

Scaler	PERIO	ENDO	SCALING & GENERAL	BOOST
Satelec SP XinetiC	●	●	●	
Satelec NEWTRON	●	●	●	●
Satelec NEWTRON LED	●	●	●	●
NSK VA170	●	●	●	
NSK VA170 LED	●	●	●	
WOODPECKER		●	●	

EMS

The EMS scalers do not have specific functions. Their intensity range in from 0 – 10, which covers all modes.



Choose your player.

Everyone gets a unique and personalized experience using the Model Pro. Setup your dental unit's chair positions, instrument parameters, light, hygiene, and much more. You can create an unlimited amount of presets and accounts to suit all your team's needs.

Like clockwork.

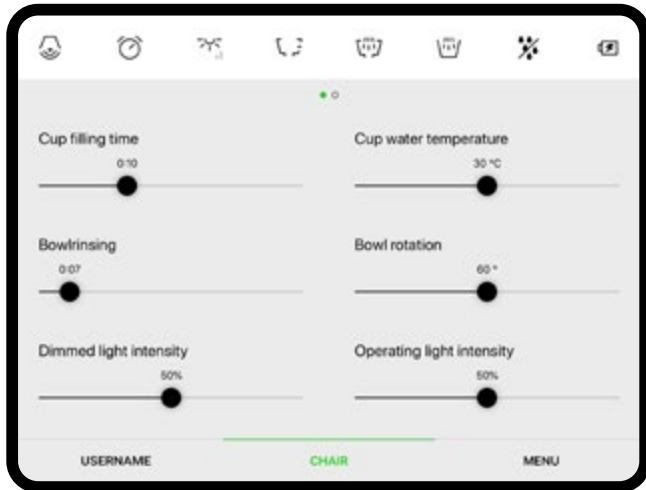
Diplomat Connect app does the basic diagnostics automatically. It can analyze and send information on errors to our technicians and keeps your dental unit's firmware always up-to-date. This significantly decreases the downtime of your Model Pro.

We have your back.

We understand that accidents do happen. But do not worry, in case your tablet device breaks, all your presets are safely stored online. You only have to set it up once.



Save your time.



Customizable treatment presets.

Pre-program chair positions, instrument settings, and lighting preferences for common procedures. This feature minimizes separation time and ensures a consistent and optimized workflow for different treatments.



Automated instrument switching.

Transition seamlessly between different instruments and call the preset settings with a simple command, streamlining the treatment process and saving precious chair time.



Integrated digital imaging.

You can now efficiently capture intraoral images or X-rays without leaving the patient's side, eliminating the need to move between different devices or rooms.

Easy convertibility.

Convert your dental unit from left to right just in 30 seconds. Lift the seat, release the brake, rotate the unit, and re-apply the brake. Just like that, faster than a coffee break. The features apply to the Model Pro 500 and the Model Pro 700.

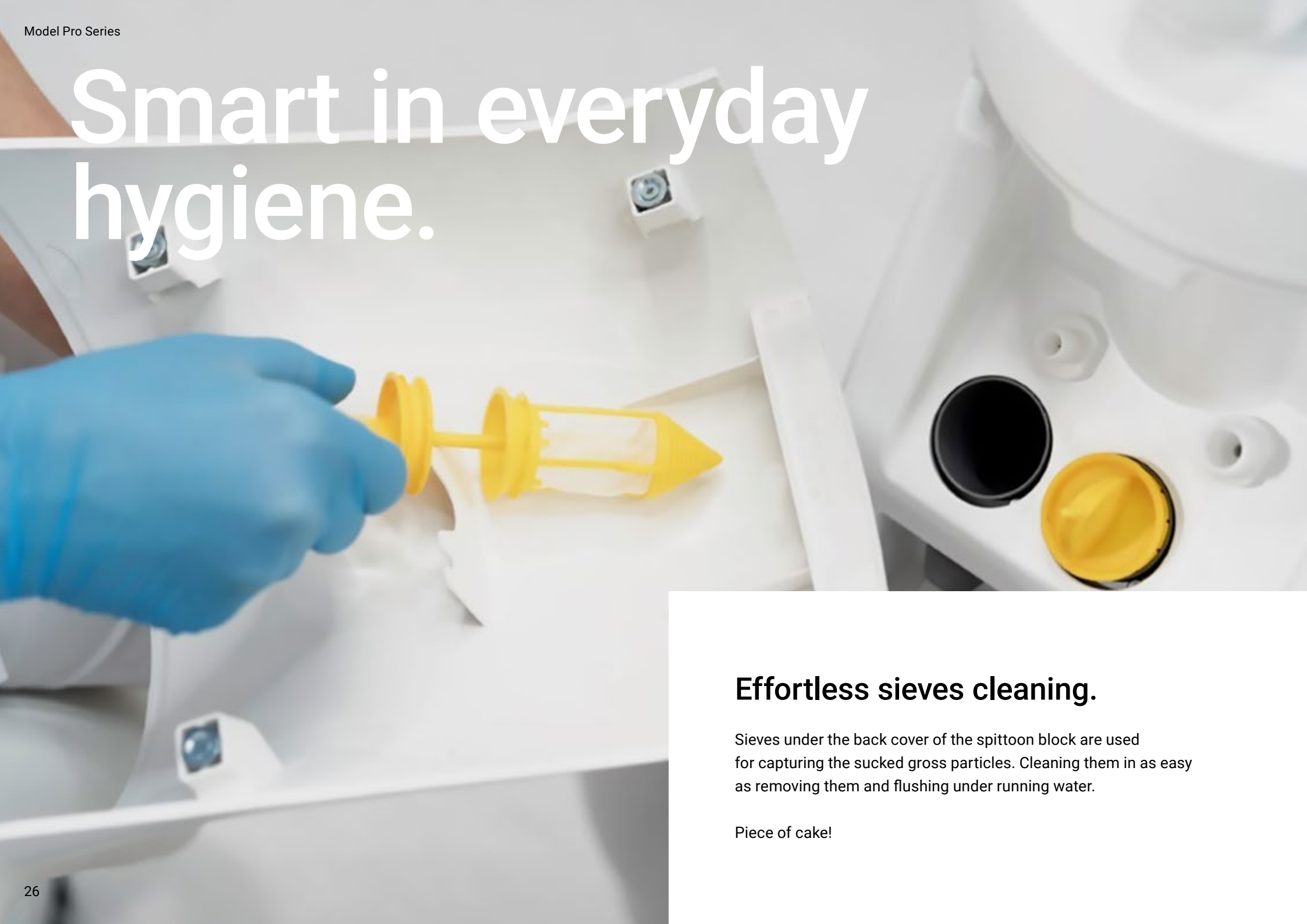
Lift the seat.

Release the brake and rotate.

Switch from
left to right in
30 sec



Smart in everyday hygiene.



Effortless sieves cleaning.

Sieves under the back cover of the spittoon block are used for capturing the sucked gross particles. Cleaning them is as easy as removing them and flushing under running water.

Piece of cake!



Hygiene holder.



Instrument hoses in hygiene holder.



Automatic hygiene of big and small suction hoses.

Intensive disinfection of instrument water channels.

The recommended disinfectants are Alpron, Sanosil S003, or Dentosept P in a 100% concentration.

The cooling system channels are kept clean and there is no need to use other means of disinfection*.

Disinfection of the instrument cooling waterways in possible to have:

- 01) Manual
- 02) Semi automatic
- 03) Automatic

Automatic hygiene has 4 settings options:

- 01) Beginning of a workday hygiene.
- 02) After treatment hygiene.
- 03) End of a workday hygiene.
- 04) Intensive hygiene.





Smart design.

The Model Pro in a design collaboration by ergonomic researchers, engineers, and technology innovators to level up the experience with dental units as we know it.

Designed to impress.

Smart design makes your work more beautiful and fascinating. It gives you joy simply because it's beautiful.

It also communicates your expertise and uniqueness to your patients. It lets your patients know, they've come to the right place to solve their problems.

Model Pro design won multiple awards at the most prestigious products design competitions all over the world.



reddot design award



BIGSEE
PRODUCT DESIGN
AWARD 2021
WINNER

S L O V A K
D E S I G N
A W A R D

2021
Product Design



DESIGN
AWARD
2022

The Model Pro your way.

Customize the chair's colour selection and upholstery according to your taste. With dozens of options to choose from, it in time for your personality to shine.

No-sew upholstery.

It is never too late to become a hobby interior designer. Choose from up to 49 different colours to complete the interior of your dental office. Your dental office, your decision.

Sewn upholstery with memory foam.

With the sewn upholstery option we have added 20 premium colours to choose from. The memory foam in the chair is used to further increase the comfort for your clients.

Standard Collection.

By picking the Standard version, you will be able to enjoy the typical leather look. This soft-to-touch and flexible material is highly durable, resistant to scratches, and well-protected from UV radiation.



Special Collection.

By picking the Special version, you will be able to enjoy the typical leather look. This soft-to-touch and flexible material is highly durable, resistant to scratches, and well-protected from UV radiation.



Special Plus Collection.

Light material with high flexibility and a perfect finish. By being phthalate-free, the Swiss-made Special Plus version brings extra safety for the user while being easily cleanable and meeting all fire safety standards.




Premium Collection.

With its natural grainy look, the Ultra-leather Premium version delivers a quintessentially classic style that elevates the experience of leather. It is soft to the touch with reinforced rayon backing and industry-leading cutting-edge durability. Premium stitched upholstery is available to order only with active foam to ensure maximum patient comfort.





**Find the
details in our
Upholstery
Catalogue.**



Outsmart your competition.

Become an early adopter of this ground-breaking technology. Being the first in your region or community to offer a smart dental unit can position you as industry leader going forward. Model Pro Series will not only greatly impact your daily work-life, but even the its business side.



Marketing and patient appeal.

Model Pro attracts tech-savvy patients. A dental practice equipped with the first smart dental unit is likely to pique the interest of potential patients who appreciate modern, state-of-the-art amenities.



User-friendly training and support.

We offer comprehensive training and ongoing support to you and your staff during the implementation of the smart dental unit. Transition to this new technology will be smooth and any technical concerns will be promptly addressed.



Return on investment.

The economic benefits of smart dental units cannot be overlooked. By optimizing workflows and reducing chairside time, you can treat more patients in a day without compromising the quality of care. This increase in patient throughput translates to improved practice revenues and a higher return on investment.

- Efficiency gains
- Improved patient experience
- Higher patient retention
- Increased referrals

Get to know Diplomat Dental.

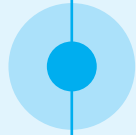


Diplomat Dental is a family company with a tradition dating back to 1945. Located in the European dental valley, in Piešťany, approximately 100 kilometers away from Vienna, it holds the perfect position not only in terms of location but also experience gained over the 60 years of development. With thousands of satisfied dentists all over the world, the company is now making the breakthrough into digitized dentistry with the help of the 3rd generation of Nerád family CEO.



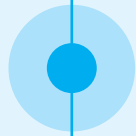
1945

Miroslav Nerád becomes the CEO of Chirana, the predecessor of Diplomat Dental.



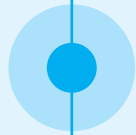
1950

The first dental accessories are being developed..



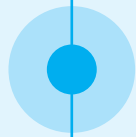
1989

Chirana is divided into multiple independent companies.



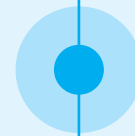
1992

Eur-Med distribution company is founded by Miroslav Nerád II.



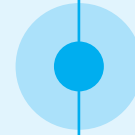
1996

Nerád family invests into the Piešťany headquarters.



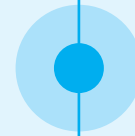
2012

Chirana rebrands to Diplomat Dental.



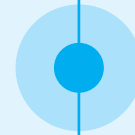
2013

Tomáš Nerád becomes CEO of Diplomat Dental.



2021

A new premium product line Model Pro is introduced. It won multiple design awards including the most prestigious one – Red Dot Design Award.



2022

Model One is introduced to the market.



2023

Tomáš Nerád wins the EY Technical Entrepreneur of the year award.



Smart manufacturing.

All our products are carefully designed and engineered to meet the specific needs of our customers while always attaining our high quality-standards.

After thin process, our beta tester dentists work with the prototypes for up to one year while we use their feedback to fine-tune the product.

Perfect dental unit proportions:

90


Over 90% of our components are manufactured inhouse.

15

Each component is thoroughly checked more than 15 times during the manufacturing process.

60

Experience gained over the 60 years of development.



Smart management.

CEO Tomáš Nerád heavily invests into research and development, innovation and new premium quality products. Diplomat Dental under his rule transformed into a global company with state-of-the-art products and smart innovations never before seen on the dental market.

His efforts were rewarded with the most prestigious entrepreneurial award – EY Technological Entrepreneur of the year 2023.



"Our product philosophy is to focus on open platforms, modular and intelligent solutions that improve the workflow of your dental office – making advanced technologies and smart tools easy to use and accessible to every dentist."

Tomas Nerad,
CEO – Diplomat Dental

Smart expert support.



I appreciate their minimalist approach. There is a lot more space around the chair and it can be adjusted to even very low positions. This is great because we need to get quite low sometimes. It certainly helps the ergonomics of the work itself. We often work behind the patient's back, and this way I can keep my back completely straight even when I work with the microscope. I can reach everything comfortably and that's the way it should be.

Dr. Martin Lisý,
owner of Stomadent dental clinic



I love new technologies and I like to have fun with them.

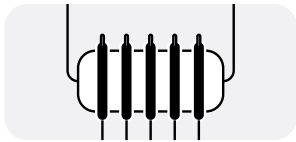
We are still discovering more options and settings to use them as efficiently as possible. I'm aware not all dentists are big fans of technology and they stick to using the classic mechanical control, without using a tablet and the Diplomat Connect application. Diplomat Dental keeps in mind all types of dentists.

I appreciate the regular updates.

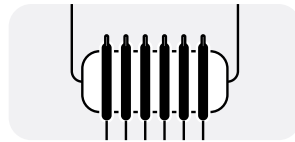
In addition to various functionalities and their combinations when using the tablet, I especially appreciate the regular updates because the update of settings or the addition of new functionalities is not possible when using the built-in button system. Apart from its digital options, the chairs themselves are technically top-notch and very user-friendly. A blue light, automatic cup filling or tilting of the spout space is a big plus. Another great feature is that the chairs are extremely comfortable according to patient feedback. Adjusting the backrest with an air brake is also cool and very useful.



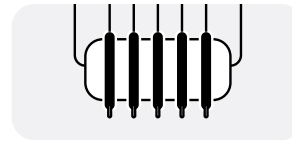
Dentist element



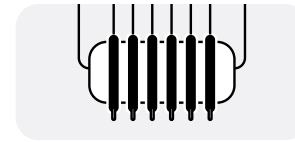
Traditional style
5 instrument option



Traditional style
6 instrument option



Continental style
5 instrument option



Continental style
6 instrument option

Control pannel



Diplomat Connect app
in iOS



Diplomat Connect app
in Android

Assistant's element



Standard
Basic



Optional
Advanced



Standard
Rotary assistant arm



Optional
Pantographic assistant arm

Cuspidor



Standard
Manual rotary cuspidor



Optional
Automatic rotary cuspidor

Headrest



Standard
**2D Mechanical headrest
Forward/Backward**



Optional
**3D Mechanical headrest
Forward/Backward
and side (Left/Right)
movement**



Optional
**3D Pneumatic headrest
Forward/Backward and side (Left/
Right) movement controlled by
pneumatic brake for one-hand-
control**



Standard
XENOS



Optional
MAIA

Footcontroller



Standard
Nok



Optional
Swing

Tray



Optional
Extra tray table
sized 370x290 mm on the light pole

Monitor



Optional
Nevo monitor 22" DR22 white Widescreen
Nevo monitor 22" RX22G black, FULL HD Widescreen


Upholstery types



Standard (seamless)
Upholstery



Stitched
Upholstery



Stitched (Premium)
Upholstery with Active foam

Water unit



Standard
Big and Small suction hoses with selection valve (two filters)

Stool



Optional
With a backrest for the dentist,
With a backrest for the assistant,
Horse-seat for a microscope

Accessories



Optional
Pillow for children



Optional
Protection cushions

Paint



Optional
Complete paint in semi-matt white

Choose your own features.

Configure Model Pro to become your dream dental unit.

Colour version of dental unit	
Colored plastic cover on water unit	<input type="radio"/>
Complete unit painted in semi-matt white	<input type="radio"/>
Chair	
CHAIR UPGRADES	
Chair version with synchronization of seat and backrest	<input type="radio"/>
Front panel for external media connections (air, water, power)	<input type="radio"/>
HEADRESTS	
2D headrest	<input type="radio"/>
Mechanical headrest swinging 3D	<input type="radio"/>
Pneumatic headrest swinging 3D	<input type="radio"/>
HANDRESTS	
Left hand rest	<input type="radio"/>
Right hand rest	<input type="radio"/>
UPHOLSTERY	
Standard (seamless) upholstery (Standard, Special, Special Plus colors)	<input type="radio"/>
Stitched upholstery (Standard, Special, Special Plus colors)	<input type="radio"/>
Premium Stitched upholstery with ACTIVE FOAM	<input type="radio"/>
UPHOLSTERY COLOR	
SPECIAL or SPECIAL PLUS colors surcharge	<input type="radio"/>
<i>Please write down upholstery color code</i>	
ACCESSORIES	
Pillow for children	<input type="radio"/>
Protection cushion	<input type="radio"/>
Dentist element	
DELIVERY SYSTEM	
Lower delivery – traditional	<input type="radio"/>
Upper delivery – continental	<input type="radio"/>
DENTIST ARM	
Without pneumatic brake (only mechanical brake)	<input type="radio"/>
With pneumatic brake	<input type="radio"/>
INSTRUMENTS	
5 instruments	<input type="radio"/>
6 instruments	<input type="radio"/>

SYRINGES

Minimate 3F syringe straight – INOX (metal), round-shaped	<input type="radio"/>
Minimate 3F syringe angled – INOX (metal), round-shaped	<input type="radio"/>
Minilight 3F syringe straight – INOX (metal), square-shaped	<input type="radio"/>
Minilight 3F syringe angled – INOX (metal), square-shaped	<input type="radio"/>
Minilight 6F syringe straight – INOX (metal), square-shaped	<input type="radio"/>
Minilight 6F syringe angled – INOX (metal), square-shaped	<input type="radio"/>
Minilight 6F syringe straight with light and module – INOX (metal), square-shaped	<input type="radio"/>

TURBINE HOSE

Midwest fibre-optic hose for a turbine with accessories	<input type="radio"/>
Turbine output regulation (for one or two turbines)	<input type="radio"/>

DENSIM DX MICROMOTORS

DENSIM DX motor with accessories	<input type="radio"/> Number of micromotors ____
DENSIM DX BLUE motor with accessories	<input type="radio"/> Number of micromotors ____
SET DENSIM DX PRO motor with accessories	<input type="radio"/> Number of micromotors ____
SET DENSIM DX PRO BLUE motor with accessories	<input type="radio"/> Number of micromotors ____

SURGICAL MICROMOTOR OPTIONS

Peristaltic Pump and EXTRA DENSIM SRG LED surgical motor with accessories, possible to combine with DX PRO or DX PRO BLUE motor, RPM range 100-40.000, LED light, T=5,0N cm (motor as last instrument on dentist element from the left)	<input type="radio"/>
--------------------------------------------------------------------------------------------------------------------------------------------------------------------------------------------------------------------------------------------	-----------------------

SCALERS

Accessories for scaler (woodpecker scaler accessories possible to order only together with Woodpecker UDS N3 LED scaler)

LM-ProPower UltraLED scaler with light with module (4 tips) (Amdent)	<input type="radio"/>
EMS MiniPiezon FS-433 scaler without light (electric regulation of performance) (3 tips)	<input type="radio"/>
EMS MiniPiezon FS-432 LED scaler with light (electric regulation of performance) (3 tips)	<input type="radio"/>
EMS MiniPiezon FS-367 LED scaler with light (electric regulation of performance) (3 tips)	<input type="radio"/>
Satelec SP Xinetec scaler without light (1 tip)	<input type="radio"/>
Satelec NEWTRON scaler without light (3 tips)	<input type="radio"/>
Satelec NEWTRON LED scaler with light (3 tips)	<input type="radio"/>
NSK VA170 scaler without light with module (3 tips)	<input type="radio"/>
NSK VA170 LED – Lux scaler with light with module (3 tips)	<input type="radio"/>
Woodpecker UDS-N3 LED scaler (6 tips)	<input type="radio"/>

CURING LIGHTS

Mectron Starlight	<input type="radio"/>
Monitex curing light	<input type="radio"/>

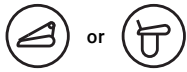
Others

Additional tray table for lower hose delivery	<input type="radio"/>
Heating of cooling water for instruments	<input type="radio"/>
Whip lock only for CS (upper hose) delivery system	<input type="radio"/>

Water unit	
SUCTION SYSTEMS	
WET SUCTION	
Wet suction with multi-station valve (price included in basic configuration)	<input type="radio"/>
Wet suction with multi-station valve + Dürr cuspidor valve	<input type="radio"/>
DRY SUCTION	
Cattani miniseparator (price included in basic configuration)	<input type="radio"/>
METASYS ECO-L1, separator water-air	<input type="radio"/>
Dürr CS1 separator	<input type="radio"/>
MST1 amalgam separator (including sample disinfection set + applicator + replacement container) separation rate 98,6%	<input type="radio"/>
Dürr CAS-1 amalgam separator, (including replacement container) separation rate 97,9%	<input type="radio"/>
HYGIENE	
automatic disinfection (of cup filling and cooling water)	<input type="radio"/>
automatic decontamination (of suction hoses and bowl rinsing)	<input type="radio"/>
Integrated WEK system in compliance of EN1717	<input type="radio"/>
Electronic bowl rotation	<input type="radio"/>
Boiler (for water heating)	<input type="radio"/>
Central water supply	<input type="radio"/>
Assistant element	
ASSISTANT ARM	
Pantographic (self-balancing) assistant's arm, mechanic brake, six positions holder with big and small Cattani suction aspirators, foil keyboard regulating cup filling, bowl rinsing, and chair	<input type="radio"/>
INSTRUMENTS	
SYRINGES	
Minimate 3F syringe straight – INOX (metal), round-shaped	<input type="radio"/>
Minimate 3F syringe angled – INOX (metal), round-shaped	<input type="radio"/>
Minilight 3F syringe straight – INOX (metal), square-shaped	<input type="radio"/>
Minilight 3F syringe angled – INOX (metal), square-shaped	<input type="radio"/>
Special accessories for assistant's syringe if WEK system or disinfection system is installed	<input type="radio"/>
OTHERS	
Additional saliva ejector (not possible to combine with any amalgam separator)	<input type="radio"/>
Support of big and small suction hoses (2pcs. of roller)	<input type="radio"/>
Diplomat intraoral USB camera with software for connection with PC and accessories (10m active USB cable, software licence key, and 50pcs. of protection sleeves included)	<input type="radio"/>

Dental lights	
Faro MAIA LED lamp with sensor	<input type="radio"/>
Without the integration of a dental pantograph and dental light, a small cover	<input type="radio"/>
Tray tables and integrations	
Adaptation for monitor	<input type="radio"/>
Neovo monitor 17" DR17 white	<input type="radio"/>
Neovo monitor 22" DR22 white (wide screen)	<input type="radio"/>
Monitor Neovo 22" RX22G black, FULL HD – Widescreen	<input type="radio"/>
Extra tray table for light pole sized 370x290 mm	<input type="radio"/>
Tissue Holder	<input type="radio"/>
Foot controllers	
NOK wired	<input type="radio"/>
NOK wireless	<input type="radio"/>
SWING wired	<input type="radio"/>
SWING wireless	<input type="radio"/>
Dental stools	
TYPE	
D10L with back-rest for the dentist	<input type="radio"/>
D10L with back-rest for assistant	<input type="radio"/>
D10L horse-seat	<input type="radio"/>
D10L for microscope	<input type="radio"/>
ACCESSORIES	
Leg support with lock ring	<input type="radio"/>
Choice of different size of gas piston	<input type="radio"/>

Model Pro 500



Optional upper or lower hose delivery system

Convertible
(For both right- and left-handed)

Carried version

5 instruments on the dentist's table

—

—

Optional wireless multifunctional foot control


—

Customizable colours on the seat upholstery

Customizable colours on spittoon block

—

Model Pro 600



Optional upper or lower hose delivery system

—

Lift version

5 instruments on the dentist's table

—

—

Optional wireless multifunctional foot control

—

Customizable colours on the seat upholstery

Customizable colours on spittoon block

Possible to equip with X-ray (extra arm)

Model Pro 700



Optional upper or lower hose delivery system

Convertible
(For both right- and left-handed)

Carried version

6 instruments on the dentist's table

Synchronization of seat & backrest *

Electronic bowl rotation *

Optional wireless multifunctional foot control

Complete unit painted in semi-matt white *

Customizable colours on the seat upholstery

Customizable colours on spittoon block

—

Model Pro 800



Optional upper or lower hose delivery system

—

Lift version

6 instruments on the dentist's table

Synchronization of seat & backrest *

Electronic bowl rotation *

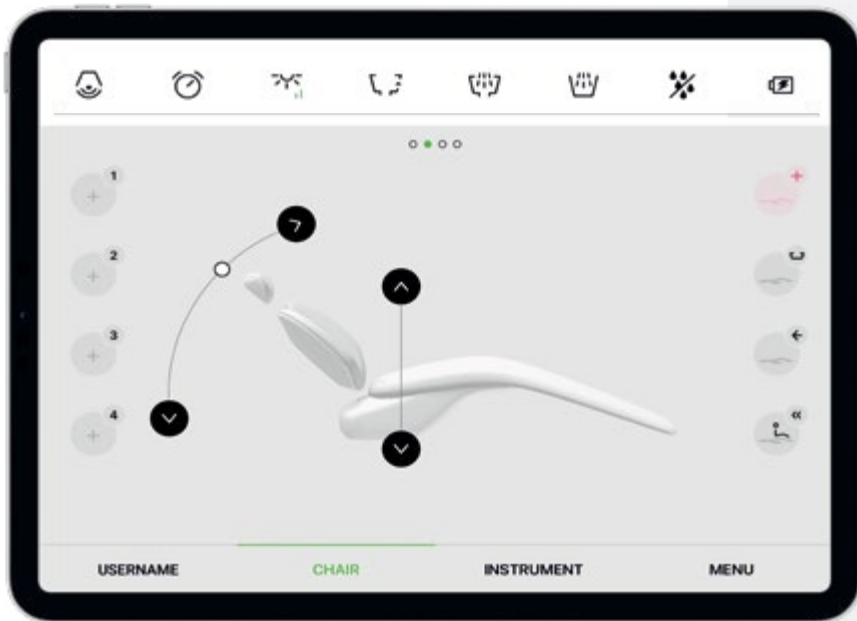
Optional wireless multifunctional foot control

Complete unit painted in semi-matt white *

Customizable colours on the seat upholstery

Customizable colours on spittoon block

Possible to equip with X-ray (extra arm)



Connect with our sales team:

+421 33 7954 111

info@diplomat-dental.com

Follow us:

@diplomat_dental

Diplomat dental

Diplomat Dental Solutions

Diplomat Dental Solutions



www.diplomat-dental.com

Load & Play



Digitise your practice through a simple tablet and get the most advanced and user-friendly control system for dental units available in the market.

Use your own tablet to control your dental unit and instruments. Both Android and iOS are fully supported. Data backup on iCloud or Android drive. Quick and secure access to patient data, X-rays, photos. Automatic updates, unlimited amount of users and a friendly interface.

1

Download the App
Diplomat Connect.

2

Activate Bluetooth.

3

Ready!
Your dental unit is ready to take off.



"Diplomat Connect" is available for iPad on the App Store or Android App on Google play.

